

# Delta Tips

NMDT\_0039

NMR data processing software

**Delta**  
NMR Software  
v5.0

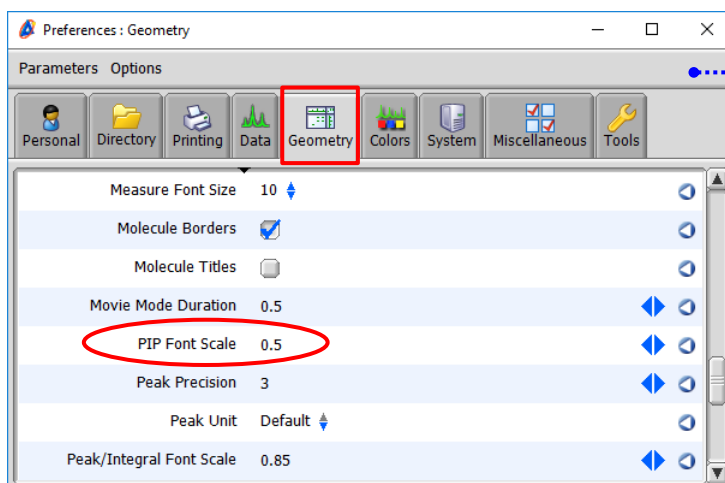


## Picture in Picture Function (Part 2)

### < How to change font size in PIP window >

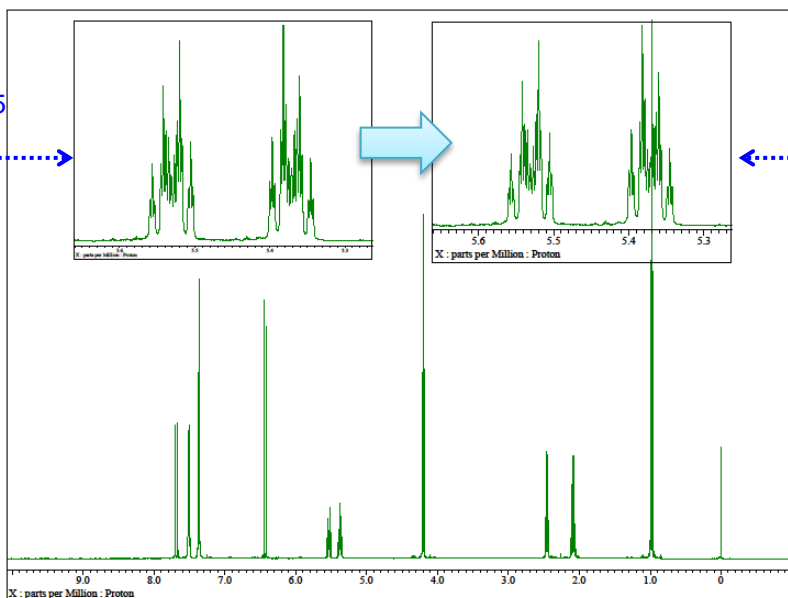
Select **Options – Preferences** to open the Preferences window.

- ① Activate the **Geometry** tab.
- ② Set the 'PIP Font Scale' value in the range of 0.05-1. The default value is 0.5. The Preferences window




★ The PIP Font Scale value is relative to the font size used in the main geometry.

PIP Font Scale = 0.5



PIP Font Scale = 1

! The procedure described above permanently modifies behaviour of Delta NMR software.

★ To reset the PIP Font Scale value, click the  button.