

Delta Tips

NMDT_0031

How to Change Display Position of Chemical Shifts

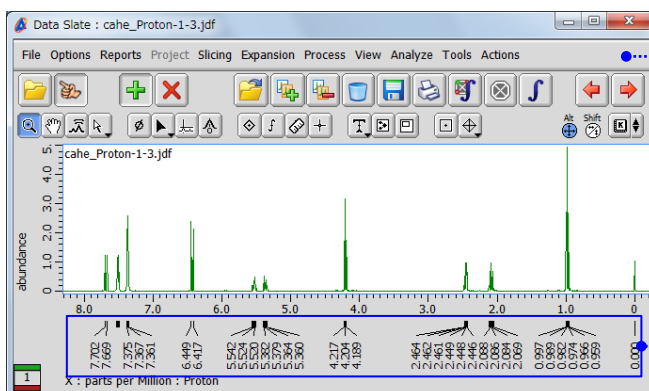
NMR data processing software

Delta
NMR Software
v5.0



< How to display chemical shifts above peaks >

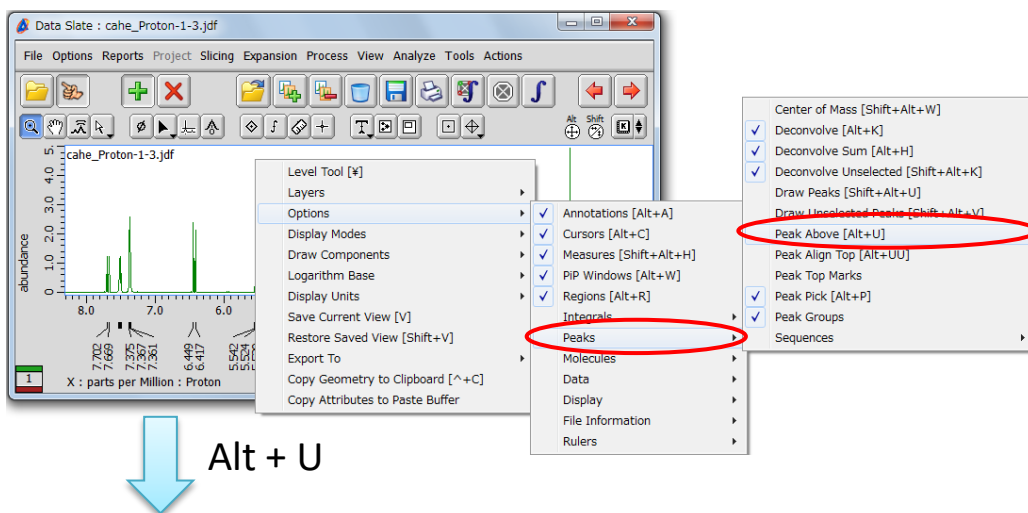
The method introduced in this issue of Delta Tips applies to Data Processor and Data Slate. We will use a Data Slate window in the example.



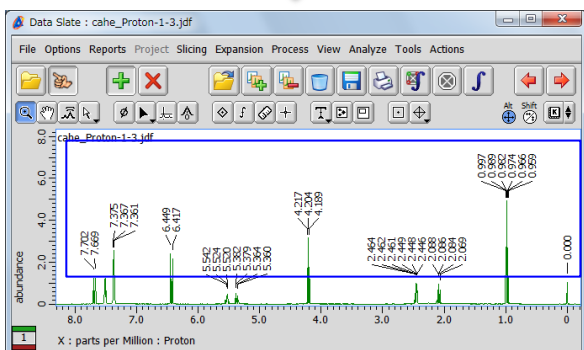
..... The Data Slate window

..... Peak indicators and chemical shifts

Push and hold the right-mouse-button to open a pull-down menu. Select **Options – Peaks – Peak Above** as shown in the figure below. Alternatively, push the **Alt** and **U** keys.

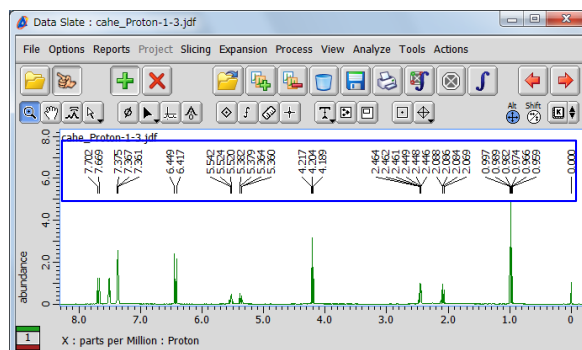


Alt + U



Peak Above

Alt + U



Peak Align Top (Delta V5.0.5)