

Delta Tips

NMDT_0004


How to Edit Comment

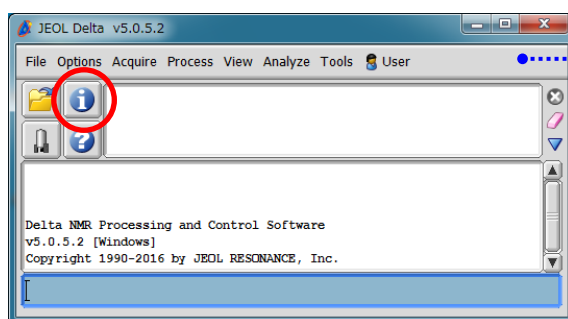
NMR data processing software

Delta
NMR Software
v5.0



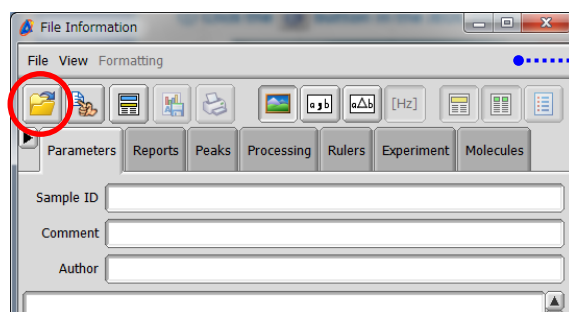
< How to edit comment in a data file >

- ① Click the  button in the JEOL Delta window to open the File Information tool.



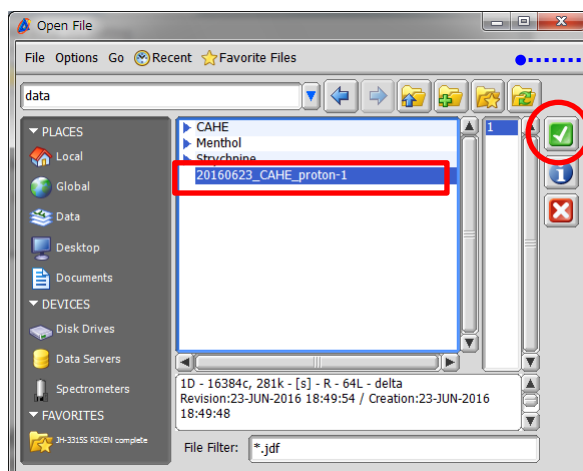
The JEOL Delta window

- ② Click the  button to open the Open File window.



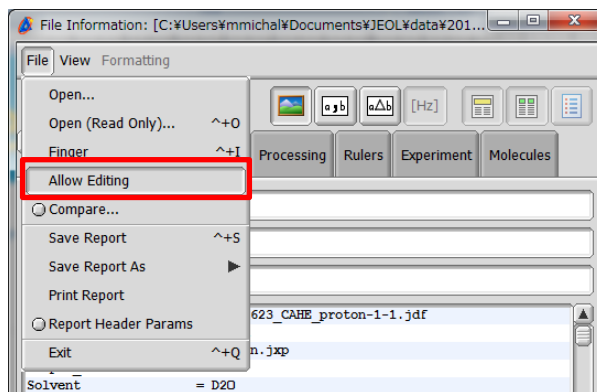
The File Information window

- ③ Select a file and click the  button.

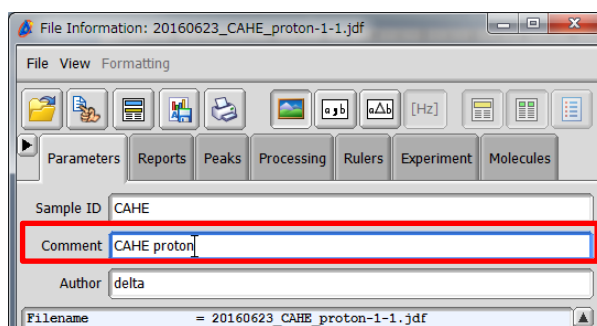


The Open File window

- ④ Select **File – Allow Editing**.



- ⑤ Edit the content of the **Comment** input box.



- ⑥ Close the File Information window.