

Delta Tips

NMDT_0002

File Browser (Part 2)

NMR data processing software

Delta
NMR Software
v5.0

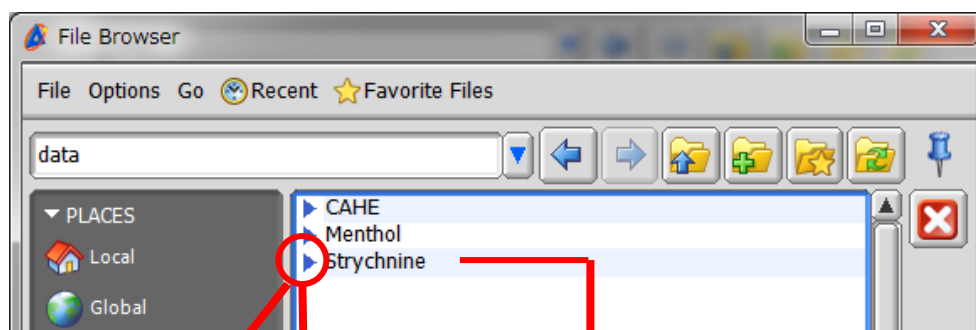


< How to use File Browser >

1 How to preview and open folders

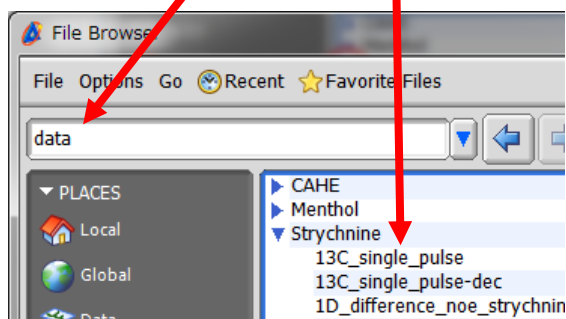
To preview content of a folder without opening it, click the blue triangle ► next to the folder name. If you wish to close the preview, click the icon again.

To open a folder, double-click the folder name.

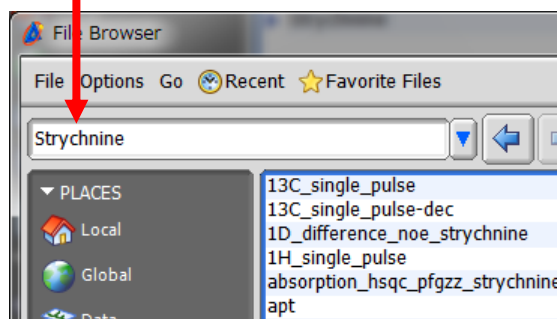


Click the blue triangle ► to preview the content of 'Strychnine' folder

Double-click the folder name to open 'Strychnine' folder



The content of 'Strychnine' folder is displayed, however, the active folder is 'data'



The active folder is 'Strychnine' and its content is displayed

Note: The File Browser window remembers the lastly used folder. If you close the File Browser window and re-open it, the same folder opens.

2 How to display location of current folder

Click and hold the blue triangle ▼ in order to display the absolute path to the current folder. The path is displayed from bottom to top (see the figure below).

