

# Delta Tips

NMDT\_0015

## How to Create and Save Integral List

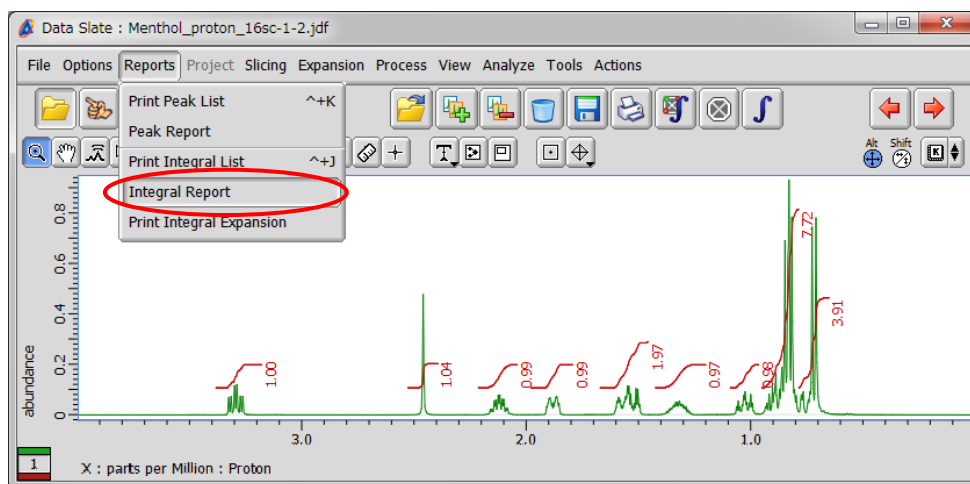
NMR data processing software

**Delta**  
NMR Software  
v5.0

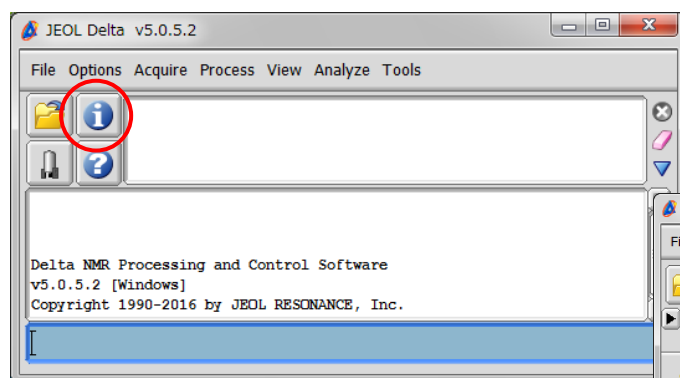


An integral list can be created after integrating a spectrum in **Data Processor** or **Data Slate**. A Data Slate window is shown in the example below. As the integral list is directly stored in the data file, use the **File Information** tool to view and save it into an external file.

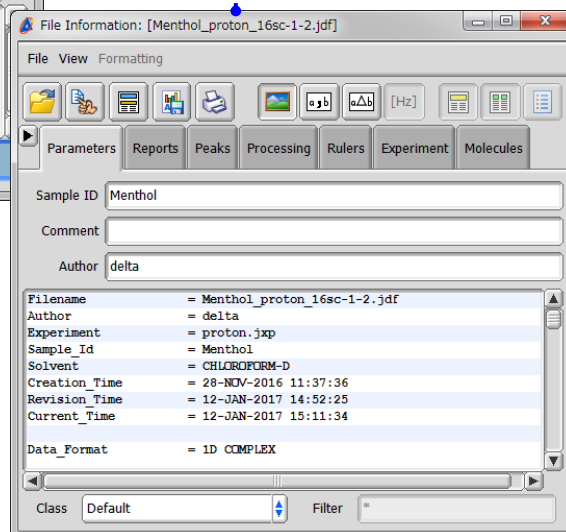
- 1 Select **Reports – Integral Report** in the Data Slate window to create integral list.



- 2 Click the  button in the JEOL Delta window to open the File Information tool.



The File Information window



- ③ Select the Reports tab in the File Information window to view all reports stored in the data file. Select 'Integral List' to display the contents of the integral list.

The Reports tab


List of reports

Header

Integral list

Start	Stop	Integral	Normalized	Total
3.3822 [ppm]	3.1774 [ppm]	5.3387 [abn]	1.0000	5.113
2.5264 [ppm]	2.3926 [ppm]	5.5323 [abn]	1.0363	5.298
2.2129 [ppm]	2.0379 [ppm]	5.2598 [abn]	0.9852	5.037
1.9795 [ppm]	1.7913 [ppm]	5.3045 [abn]	0.9936	5.080
1.6706 [ppm]	1.4532 [ppm]	10.4979 [abn]	1.9664	10.054
1.4241 [ppm]	1.1987 [ppm]	5.2047 [abn]	0.9749	4.984
1.0900 [ppm]	0.9624 [ppm]	5.2212 [abn]	0.9780	5.000
0.9504 [ppm]	0.7856 [ppm]	41.1955 [abn]	7.7163	39.452
0.7856 [ppm]	0.6501 [ppm]	20.8651 [abn]	3.9082	19.982

- ④ Save the integral list in a file as shown below.

- ★ Click the  button to save the integral list as a text file (\*.txt).
- ★ Select **File – Save Report As** to save the integral list as a text file (\*.txt), comma separated value file (\*.csv) or tab separated value file (\*.txt).

Save icon circled

Save Report As menu open

- Text File
- Database (CSV)
- Database (CSV) with no units
- Database (Tab Delimited)
- Database (Tab Delimited) with no units